




Drascombe

SAILING BOATS IN A FINE TRADITION



VERSATILITY ● SAFETY ● EXHILARATION

Drascombe

Whatever your reason for wanting a sailing boat... whether you're a newcomer

realising a dream, an old hand returning to the sea, or perhaps just downsizing from a bigger craft, the Drascombe range can provide the perfect boat for your needs.

Since they first took to the water in the sixties, these superb sailing boats have established a huge following and an even bigger reputation.

THE HERITAGE

Today, you will find Luggers, Coasters, Dabbers and Longboats on the high seas and backwaters all over the globe - and an active and enthusiastic owners association will put you among friends wherever you decide to take to the water.

With their traditional good looks, safe handling

and brisk performance, these versatile boats are ideal for everything from that first sailing lesson, to beating across the channel with the sails full and the spray flying!

So, let's take a brief look at the boats in the Drascombe range...

THE DABBER

The smallest of the range, at 4.72m (15' 6") LOA, but still big on performance, the split-rig Dabber offers a 118 sq.ft. of sail.


And, should the wind drop, a 3 hp. outboard will move her easily, or she can be rowed from two positions. With plenty of stowage space and easy handling, the unsinkable Dabber makes a great little family boat.

THE LUGGER

This is the Drascombe that started it all... based on the sturdy workboats of England's north-east coast, the 5.72m (18' 9") Luger is easy to tow, easy to launch and recover and her loose-footed sails and sliding gunter rig make her easy to sail, either solo or with a full crew. With lifting keel and rudder, the Luger can be run up the beach any time you choose. The Luger is easy to row and a 4-5 hp. motor is the ideal power unit

THE LONGBOAT

Long, light and elegant, the 6.63m (21' 9") Longboat offers exhilarating sailing, whilst being roomy and stable enough for family outings.



SAILING BOATS IN

Drascombe

Equally at home in offshore and inland waters, the easy sailing Longboat can also

be powered by a 5-6 hp. motor, or rowed by up to six people.

THE COASTER

Based on the Longboat hull, the Coaster has a cabin with two full-length berths, cooking and toilet facilities and loads of useful

storage space. A spray hood and cockpit tent provide for two further berths.

Easy to trail and easy to sail, this versatile and popular boat makes a great 'long weekender' for a family of four. Again, a 5-6 hp. outboard will give all the power you need to make the Coaster a manoeuvrable runabout and bring you home safely when the wind drops.

THE GIG

The largest boat in the Drascombe range, the 7.62m (25') Gig is designed for use as a

training vessel by naval establishments and outdoor centres.

The gig will take a crew of ten and will convert for sailing or serious rowing. There is also provision for a 10-15 hp. motor. This is a no compromise boat for serious sail training.

THE TRAILER

If Drascombe boats are easy to handle in the water, they are just as easy to handle into and out of the water!

Even if you have never launched or retrieved a trailer-sailer before, our custom-built galvanised trailers with 'swinging cradle' make the whole operation quick, easy and safe. However, if you don't want to tow, your

Drascombe boat is more than rugged enough to be covered and left on a mooring, ready and waiting for your next sailing adventure!



A FINE TRADITION

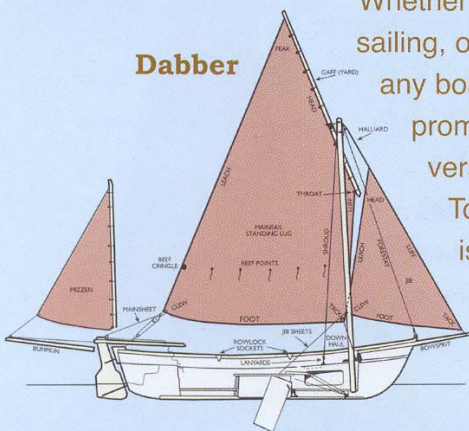
Drascombe



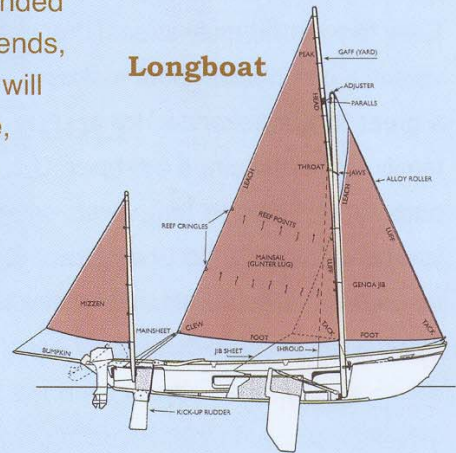
Member of the British Small Boat Builders Association

DIMENSIONS	Dabber		Lugger		Longboat		Coaster		Gig	
	m	ft in	m	ft in	m	ft in	m	ft in	m	ft in
Overall length	4.72	15'6"	5.72	18'9"	6.63	21'9"	6.63	21'9"	7.62	25'0"
Waterline length	4.14	13'7"	4.57	15'0"	5.50	18'0"	5.50	18'0"	6.24	20'6"
Beam	1.78	5'10"	1.90	6'3"	2.00	6'7"	2.00	6'7"	2.13	7'0"
Draft (c/plate up)	0.20	0'8"	0.25	0'10"	0.30	1'0"	0.30	1'0"	0.46	1'6"
Draft (c/plate down)	0.91	3'0"	1.22	4'0"	1.27	4'2"	1.17	3'10"	1.56	5'1"
Sailing weight	250 kg	550 lb	340 kg	748 lb	400 kg	880 lb	480 kg	1060 lb	800 kg	1760 lb
Towing weight	340 kg	750 lb	460 kg	1015 lb	550 kg	1215 lb	750 kg	1650 lb	1300 kg	2865 lb
	m ²	sq ft	m ²	sq ft	m ²	sq ft	m ²	sq ft	m ²	sq ft
Sail areas: Jib	1.95	21	3.35	36	5.20	56	5.20	56	4.93	53
Main	7.71	83	6.87	74	8.73	94	7.98	86	16.75	180
Mizzen	1.30	14	2.04	22	2.04	22	2.04	22	2.04	22
Total	10.96	118	12.26	132	15.97	172	15.22	164	23.72	255

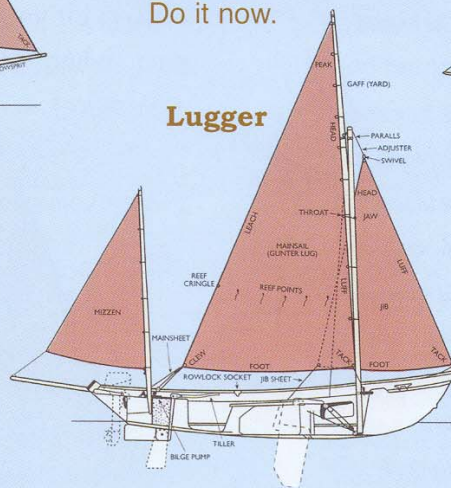
Dabber



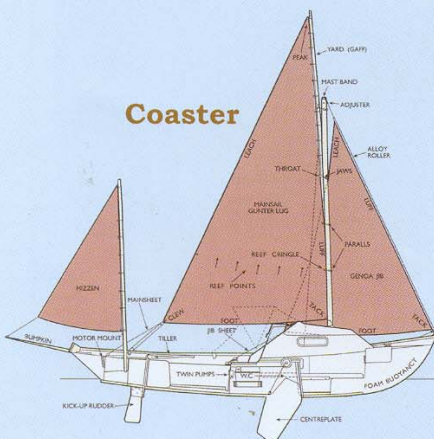
Longboat



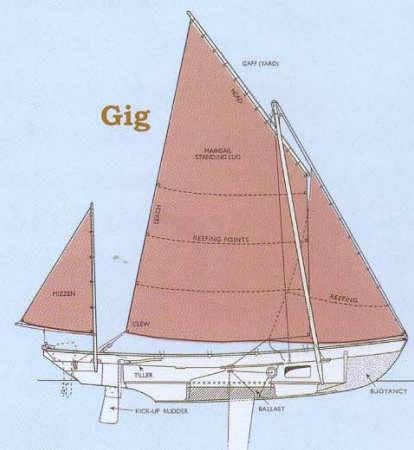
Lugger



Coaster



Gig



Whether you want a boat for single-handed sailing, or to be crewed by family or friends, any boat from the Drascombe range will promise you endless hours of safe, versatile and exhilarating sailing. To choose a Drascombe boat is to choose a friend for life. Do it now.

CHURCHOUSE BOATS LIMITED
 Apsley Sawmill,
 Andover Road, Whitchurch,
 Hampshire RG28 7SD
 Tel/Fax: 01256 896292
 e-mail: sb@drascombe.org.uk
www.drascombe.org.uk