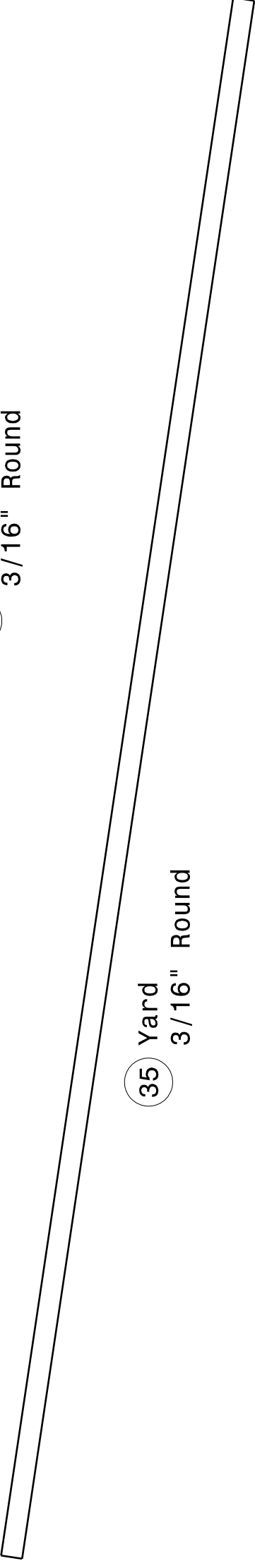
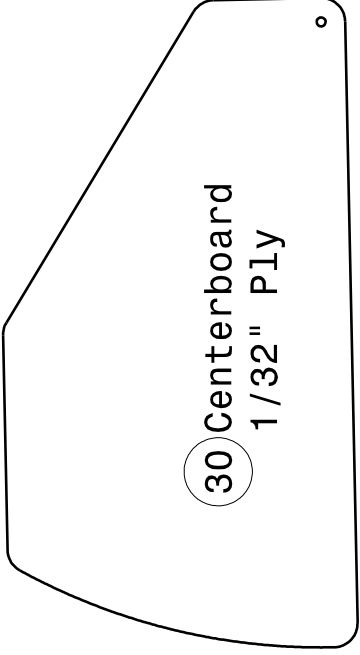


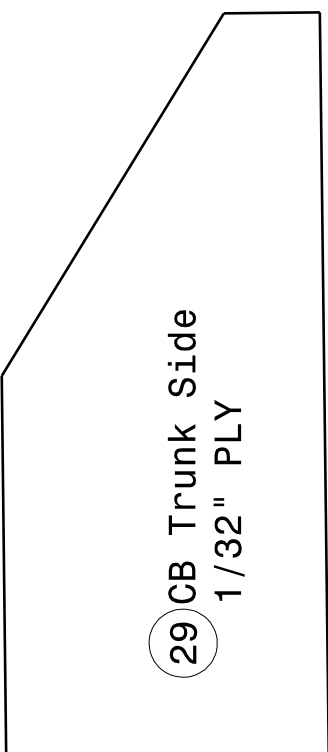
34 Boom
3/16" Round



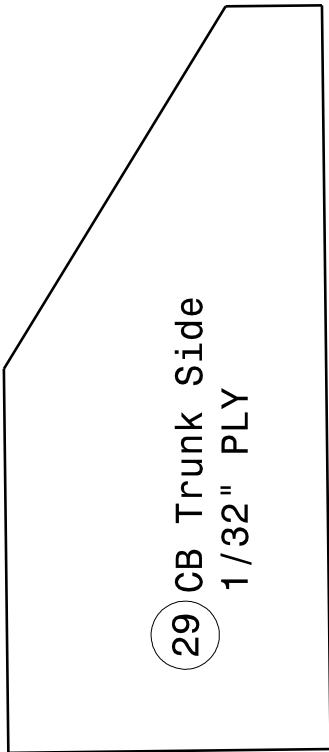
35 Yard
3/16" Round



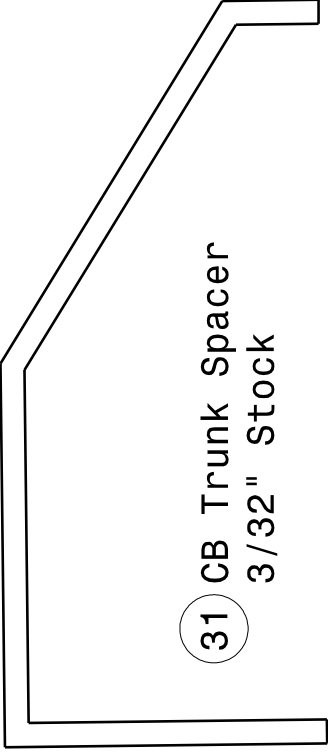
30 Centerboard
1/32" Ply



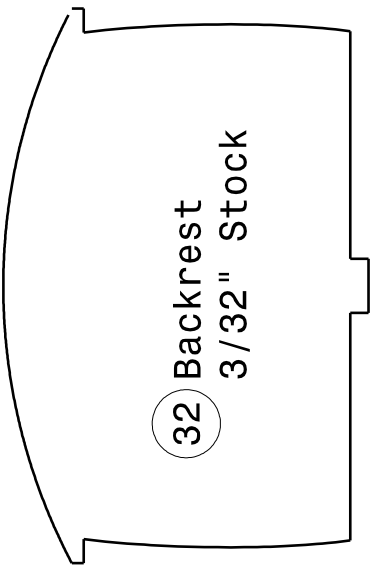
29 CB Trunk Side
1/32" PLY



29 CB Trunk Side
1/32" PLY



31 CB Trunk Spacer
3/32" Stock



32 Backrest
3/32" Stock

33 Mast
1/4" Round

DIMENSIONS ARE IN MILLIMETERS UNLESS OTHERWISE NOTED:		MATERIAL/VENDOR	
TOL	FINE	X	+
GRP		XX	+
		XXX	+
		XXX	+
		XXX	+
DRWN		PAULC	ENGR
USED ON DWG		PAULC	PAULC
SCALE 1:8		DATE	WEIGHT (kg) 0.00
DRAWING NO.		SHEET 11	OF 15
REV			

ALL INFORMATION CONTAINED IN THIS DRAWING IS PROPRIETARY TO ELECTROIMPACT INC. AND SHALL BE USED OR DISTRIBUTED ONLY WITH THE WRITTEN PERMISSION OF ELECTROIMPACT INC.
PART NAME